



**MT4**

**訂單與結算方式手冊**



# 訂單與結算方式手冊

# >> 訂單與結算方式手冊 <<

## 如何下新訂單

The image shows two screenshots from the MetaTrader 4 trading platform. The top screenshot displays the 'Market Watch' window with a list of currency pairs. The 'New Order' button is highlighted with a red box. The bottom screenshot shows the 'Order' window for USDJPY, with the 'Volume' dropdown menu open and '0.01' selected, also highlighted with a red box. A blue callout box contains the following text:

右點擊你想要交易的貨幣對以後,點擊“新訂單”,訂單窗口會出現,然後你選擇想要多少 LOT。可以直接點擊(從 0.01)

對於訂貨量 (LOT 的訂單數量)

◆ 0.01LOT=1,000 貨幣 ◆ 0.10LOT=10,000 貨幣 1.00LOT=100,000 貨幣

在最大和最小的順序限制會根據外匯交易商

[Click here for the lowest trading quantity of GEMFOREX.](#)

Order

USDJPY

Symbol: USDJPY, US Dollar vs Japanese Yen

Volume: 0.01

Stop Loss: 0.000 Take Profit: 0.000

Comment:

Type: Instant Execution

Instant Execution

122.357 / 122.377

Sell Buy

Enable maximum deviation from quoted price

點擊“買無限制” 按鈕。或點擊“賣無限制” 按鈕

訂單過程完畢後會可以進行交易※在市場執法的情況

Order

USDJPY

Symbol: USDJPY, US Dollar vs Japanese Yen

Volume: 0.01

Stop Loss: 0.000 Take Profit: 0.000

Comment:

Type: Instant Execution

Order Execution

#122250 sell 0.01 USDJPY at 122.589 successful

OK Print

You can print out this information by pressing "Print" button.

點擊“OK”。

Order /	Time	Type	Size	Symbol	Price	S / L	T / P	Price
122250	2015.11.26 03:04:55	sell	0.01	usdjpy	122.589	0.000	0.000	122.688

Balance: 1 024 311 JPY Equity: 1 024 212 Margin: 123 Free margin: 1 024 089 Margin level: 835484.42%

Trade | Exposure | Account History | News | Mailbox | Market 54 | Signals | Code Base | Experts | Journal

訂單列會在【trading】選項顯示

Market Watch: 03:31:55

Symbol	Bid	Ask	!
USDJPY	122.669	122.689	20
EURJPY	130.257	130.284	27
AUDCAD	0.96009	0.96052	43
AUDCHF	0.73832	0.73863	31
AUDJPY	88.568	88.595	27
AUDNZD	1.09815	1.09851	36
AUDUSD	0.72196	0.72216	20
CADCHF	0.76873	0.76918	45
CADJPY	92.225	92.257	32
CHFJPY	119.942	119.974	32
EURAUD	1.47044	1.47077	33

Navigator

- GemFX MT4
  - Accounts
    - GemForex-Demo
  - Indicators
  - Expert Advisors
    - MACD Sample
    - Moving Average
    - test

USDJPY, M1 122.680 122.683 122.669 122.669

Sell Limit 0.01 122.900

Trading

- Depth Of Market Alt+B
- One Click Trading Alt+T
- Timeframes
- Template
- Refresh
- Auto Arrange Ctrl+A
- Grid Ctrl+G
- Volumes Ctrl+L
- Zoom In +
- Zoom Out -
- Save As Picture...
- Print Preview
- Print... Ctrl+P
- Properties... F8

Sell Limit 0.01 122.900

Buy Stop 0.01 122.900

Alert 122.900

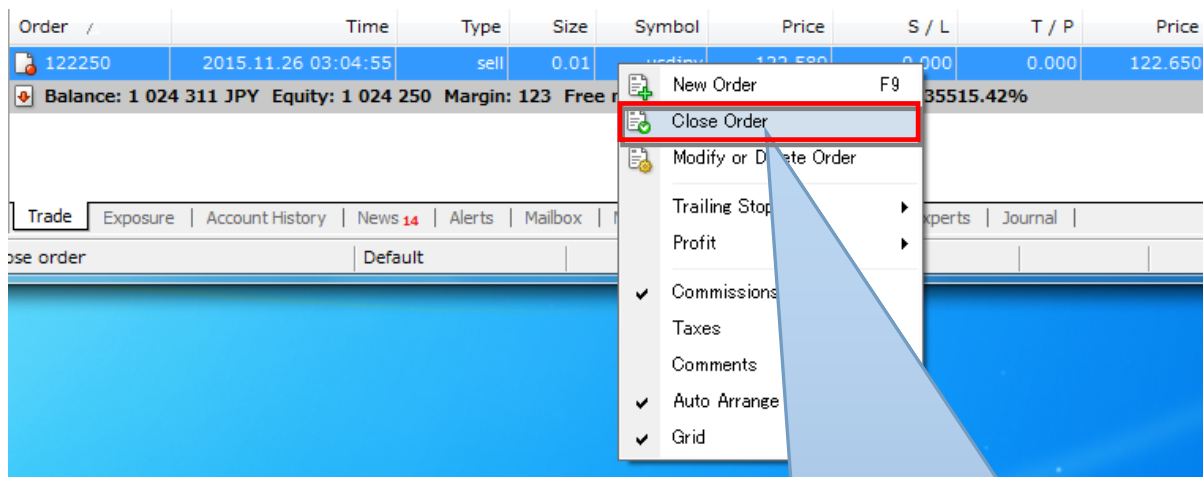
New Order F9

另外，也可以下一個訂單從顯示表如上圖，右點擊然後從菜單中的“訂單”。

此外，通過點擊“新訂單”，打開“新訂單”的窗口。

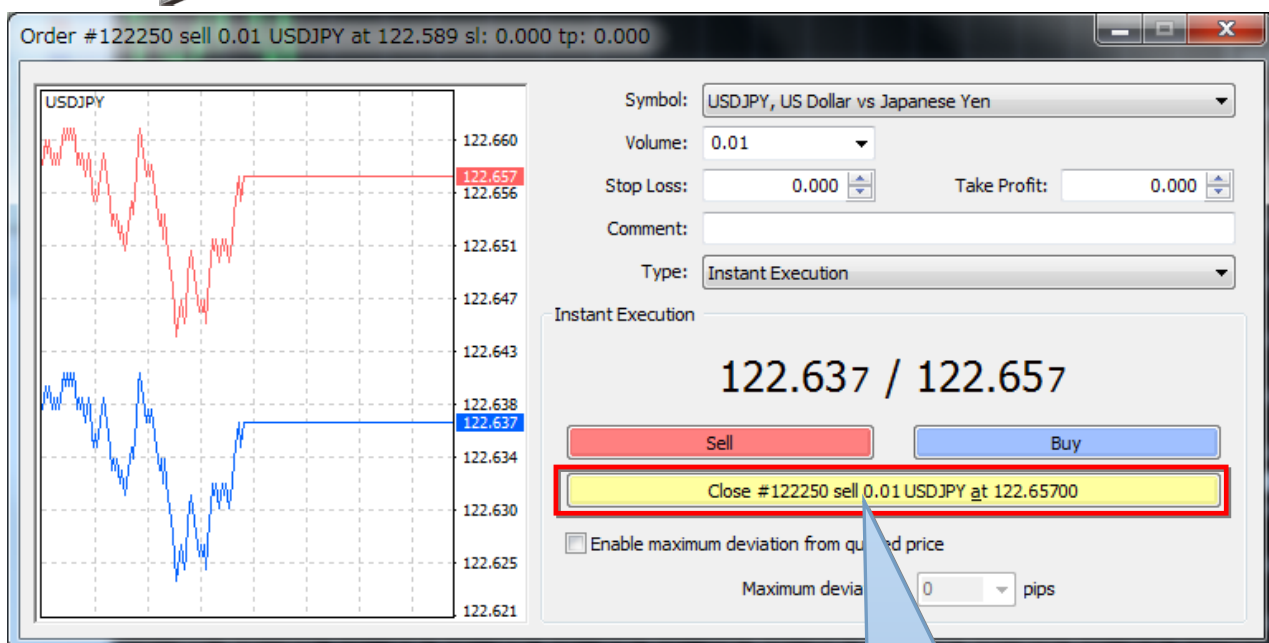
這是簡單的排序方法。雖然我們指導了基礎的下單程序，請再模擬帳戶試一試。其基本方法是市價單一樣。

## 結算方式

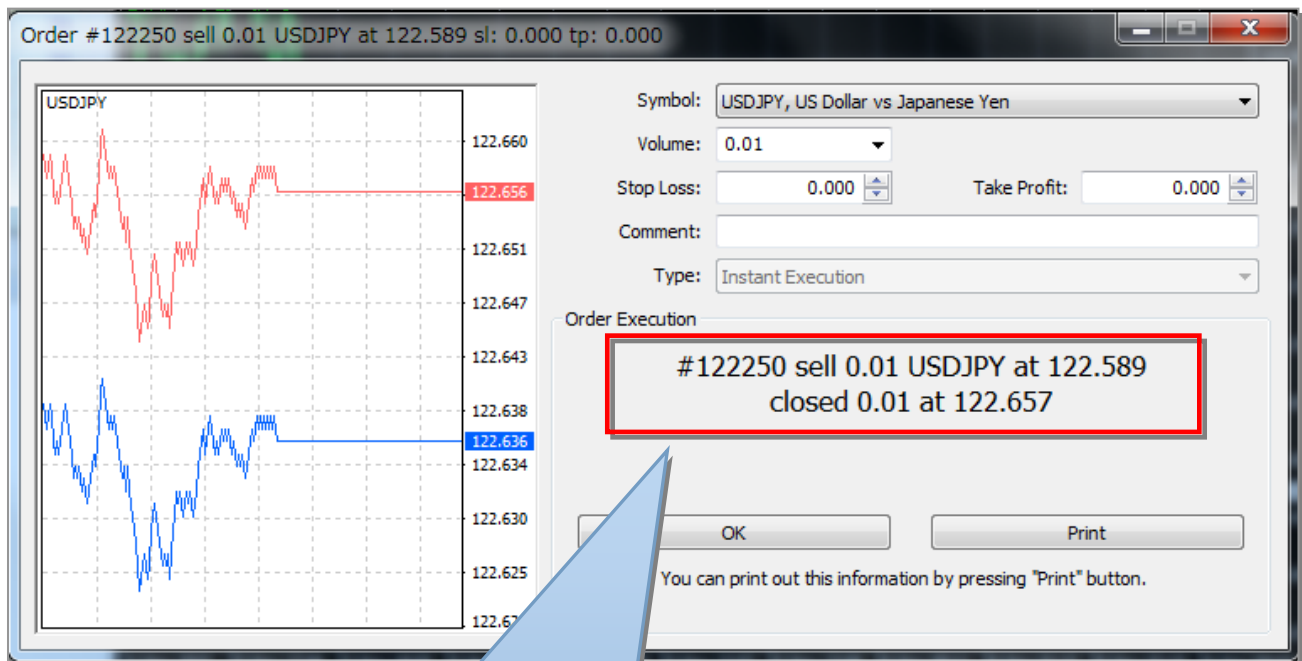


右點擊“交易”選項名單中點擊結算對象豐厚的利潤。點擊從出現的菜單中的“和解令”（結算領）。

結算訂單窗口將打開。



點擊“結算” 按鈕



訂單處理完成後，我們會處理的。  
※在市場執法的情況。

以上是基本的下訂單與結算方式

如果你想自己嘗試一下，

請首先使用模擬帳戶。